



The past will help house weather the future

Four years of planning, research and design came to an end at 5 p.m., Aug. 31, 2002. That was when a crew from C&H Roofing of Lake City, Fla., got into their white trucks and drove away. They had just spent the better part of the month demolishing the old, decaying roof on the Morgan Log House and installing a new one.

To make the new roof, the roofing crew used 10,000 custom-made shingles hewn by hand from white oak at specialized carpentry shops in New York and Germany.



Historic materials were protected with plywood panels as the Morgan Log House got a new roof. The wood shingles precisely replicated ones made in the 1700s.


IN this Issue:

- 2.....From the director's desk
- 2.....The educator's slate
- 2.....Random notes
- 3.....A view from the garden
- 4.....2002:
The year in review
- 6.....Upcoming events
- 7.....Thank you to our
members and donors
- 7.....Become a member
- 8.....From our house to yours

The shingles were soaked in preservative and punched with a nailing hole at C&H's workshop in Florida, before being shipped to our site. The crew secured the shingles to the lath with iron nails hand-wrought at a forge in Connecticut.

The crew began construction of the roof by installing the new shingles in the southeast corner of the east elevation and the northwest corner of the west elevation. Each shingle was nailed to overlap the one beside it, and each course overlapped the one below. As each course rose, a single layer of felt was interwoven beneath the shingles and cut, so as to not be visible either from the outside of the roof or from the attic inside.

At the ridge, the crew created a west-facing comb. They used new terne-coated stainless steel to replace all flashings, while



The old shingles were disintegrating.

Story and photos continue on page 3.



Random notes

Please look for these features inside the newsletter:

- ◆ Read “The educator’s slate” to meet our new educator, Cindy Heffelfinger.
- ◆ Even if it smells like lemon and tastes like lemon, it is not a lemon. Learn what it is in “A view from the garden.”
- ◆ Follow the step-by-step directions in “From our house to yours” to learn how to make a Pennsylvania long shingle.
- ◆ Complete transcripts and facsimile scrolls of Edward Morgan’s 1708 deed are available for purchase. Call or write the Morgan Log House for more information.
- ◆ Do you prefer to *not* receive a gift with your membership in W.V.P.S.? Please let us know, and we will use the value of the gift and its postage to help the Morgan Log House.

The Welsh Valley Preservation Society

Welsh Valley Views is published twice a year by the Welsh Valley Preservation Society, a private, nonprofit corporation established expressly for the purpose of administering and maintaining the Morgan Log House for the education of the public. Comments and suggestions are welcome. Please send all correspondence to:

Welsh Valley Views
P.O. Box 261
Kulpsville, PA 19443

Phone/Fax: (215) 368-2480
Internet: www.morganloghouse.org
E-mail: wvps@morganloghouse.org

Executive Director: Joan D. Hauger
Educator: Cindy Heffelfinger
Newsletter design: Susan Brimo-Cox, APR

The official registration and financial information of the Welsh Valley Preservation Society may be obtained from the Pennsylvania Department of State by calling toll free within Pennsylvania, (800) 732-0999. Registration does not imply endorsement.

From the director’s desk

2002! What a year! With a lot of hard work from our volunteer historical interpreters and Board of Directors, we got through it. First, we managed to pack up and protect every piece of our collections; then we cleared 30 years of stored objects out of both attics to prepare for the demolition of the old roof. Thank you, Effie Alpert, Karen Dougherty, Denise Peyton, Bruce Gill and crew.

Next, we hired a new educator. The Search Committee knew Cindy Heffelfinger was the right person when she kept her sense of humor throughout her interview—seated at a picnic table in the blazing August heat—with every word accompanied by the “whomp, whomp, whomp” of roofers pounding nails into shingles.

The new Family Friday program went smoothly during the roofing project, as long as we overlook the violent thunderstorm that blew in just as the movie “Johnny Tremain” started on the big, outdoor screen.

That night, everyone ran to their cars for cover, as the projectionist risked his life to move his equipment out of the rain.

The same electrical storm found us in the open attic, dodging lightning, as we risked our lives to re-fasten the protective plastic sheeting torn loose from the roof by the wind. Extra special thanks go to Donna Nicolazzo for holding the flashlight during the power outage.

Last of all, despite the best efforts of a professional construction clean-up crew when the roof was finished, we had to repeatedly clean up the fine dirt that continued to settle throughout the building. Only after it ceased could we safely unpack our collections.

Most items were still in storage when we got the call that the BBC was coming to our site. With only a few days notice, we reinstalled enough items to set the needed ambience for the BBC’s filming part of a

(See *DIRECTOR’S DESK* on page 6.)

The educator’s slate

When one begins a new job and takes on new responsibilities, there is always a period of adjustment. After many years of classroom teaching, I have had to re-frame my approach to the educational process. No longer bound by curricula, state standards, textbooks, homework, quizzes and parental conferences, I find a great sense of liberation, as I can now focus on the simple exchange of information and create a shared experience with each individual or group as I guide them through the Morgan Log House.

I have enjoyed experiencing the people who visit the house and marvel at their diversity. Parents marching in the front door with a child who has a report due for a history class ... yesterday, Quester groups who have a penchant for history, countless branches on the Morgan Family Tree, school groups, scout troops and community service organizations all come to our threshold with expectations.

My first goal was to arm myself with as much information about the Morgan Log House as I could find. Our library resources were helpful, but I gained many more insights from conversations with the volunteer historical interpreters available to me.

With my education ongoing, I have ventured to weave a tapestry of 18th century lifestyles, Welsh traditions, Quaker customs, restoration processes, architectural design elements, furnishings, the many uses of the herb garden *and* whatever else might be of interest to our visitors.

I look forward to experiencing a full year’s schedule of events. Our monthly workshops have added dimension to my “tapestry,” as have our annual celebrations.

I would be remiss if I did not include my desire to add to our ranks of volunteers and historical interpreters. I thank the ones we have—I couldn’t do my job without them—but there is always room for more. I look forward to a successful 2003.

New roof *(continued from page 1)*

reusing our 1970s lead counterflashings. Finally, new lightning rods were installed to protect the building.

Since completion of the job, the roof has weathered well and developed the warm silver patina characteristic of exposed white oak. This has reinforced the character of the medieval building traditions typical of the early Pennsylvania architecture found at the Morgan Log House.

By resurrecting the historic roofing technology used on the house in the 1700s, as well as providing an active model from which others may learn about the Pennsylvania long shingle and its configuration in a historically-accurate, reproduction roof, the Welsh Valley Preservation Society has met its mission of preserving the Morgan Log House to educate the public about local and Pennsylvania history.



(Bottom left) Removing the old shingles was a quick job, but made a mess.

(Above) The new shingles are both side- and butt-lapped.

(Below) The new roof is complete and is expected to last a lifetime!



A view from the garden



Lemon Balm (*Melissa Officinalis*)

- ◆ Used as the main ingredient along with angelica root, lemon peel and spices, and distilled into “Eau de Carmes” (Carmelite Water) that was made by nuns in the Abbaye St. Juste for Charles V of France in 1379. This was a toilet water that was rubbed over the body after bathing.
- ◆ Distilled with oil of rosemary, roses, orange blossoms, lemon peel and mint to make “Hungary Water” named after Queen Elizabeth of Hungary. In the 14th century, Hungary Water was used for beauty and to freshen the body. It remained popular in Colonial America.
- ◆ In Elizabethan times, lemon balm in a nosegay was a symbol of compassion.
- ◆ Northern Europeans used Lemon Balm fresh or dry to scent their bath water. John Parkinson wrote in 1629 that it was “used among other ‘sweete and hot herbes’ for baths in summer to comfort the sinews” [sic] and, mixed with mint for bathing, “it would strengthen the nerves.”
- ◆ “Bawme drunk in wine is good against the bitings of venomous beasts, comforts the heart, and driveth away all melancholy and madnesse.” [sic]
- ◆ It was carried, worn or made into a pomander to protect against stinging insects.

Calan Haf

On May 19, 2002, the Welsh Valley Preservation Society presented its annual colonial May Fair at the Morgan Log House. Revolutionary War re-enactors from the First New Jersey Regiment and the 13th Pennsylvania Regiment of Old Fort Mifflin provided lots of excitement as they posted sentries, performed maneuvers and taught visitors about military life in the 1700s. Colonial conjurer William Myers performed magical feats to amaze the crowd. Meanwhile, David Hoffman kept the punch and food flowing to add to everyone's good spirits in our 18th century Tavern on the Green. Visitors also toured the Morgan Log House to learn about the Welsh folklore associated with this day that celebrated the head of the calendar, or Calan Haf, as it was called in Welsh.



At Calan Haf, George Vinter uses a model to explain to visitors how beds were roped to support the mattress.



With quills a flourish, children learn to write with their homemade ink at Colonial Camp.

Colonial Camp

Seven children came to Colonial Camp each morning, July 15-19, 2002, to learn about the life of a child in the 1700s. Activities included re-creating the voyage from Wales to the new Pennsylvania colony, dressing up in period clothes, grinding corn as was done by native Americans, making homemade ink to use with their quill pens, and tasting 18th century food cooked on the open hearth. The week concluded with show-and-tell as campers demonstrated favorite new skills and shared snacks with their families.

Harvest Festival

Harvest Festival 2002 was not the best day, weather-wise, but the spirits of visitors and participants alike were not dampened by the occasional threat of rain. The Welsh Valley Preservation Society presented this year's festival in conjunction with Towamencin Township's commemoration of the 225th anniversary of George Washington's encampment in this area. The extended hours of 10 a.m. to 5 p.m. allowed visitors of the Morgan Log House to take in a bit of Welsh culture as the harvest was celebrated,

2002 The year

before heading to the festivities at the township building.

Costumed craftspeople demonstrated many historic trades and crafts, including furniture making, quilting, needlework and braiding rye straw into a fine hat! Children of all ages were delighted to try their hand at playing with colonial toys, while refreshing themselves with samples of hand-pressed apple cider. Throughout the afternoon, the American Historical Theater of Philadelphia presented colonial puppet shows. The Harvest Festival atmosphere would not have been complete without the period music provided by the talented hands and voice of Charlie Zahm. Costumed historical interpreters provided tours of the Morgan Log House and shared many seasonal traditions with visitors.

In addition to the celebration of the harvest, the Morgan Log House hosted the encampment of the 13th Pennsylvania Regiment of Old Fort Mifflin. Mock military drills were accompanied by a fifer and drummer. Shuttle buses, provided by the township, allowed people to easily participate in both celebrations. The commemoration of the 225th anniversary of General Washington's encampment in



James Hague and Jason Fine play a rousing fife and drum at Harvest Festival.

02: in review

Towamencin, the death of General Nash and the journey of the Liberty Bell to its "safe house" up Allentown Road provided the historical backdrop as our community recognized and honored many of its local veterans.

The cooperative efforts of the Welsh Valley Preservation Society, the Historical Society of Towamencin and Towamencin Township made the day a success for all.

Paper Marbling Workshop

The fine art of paper marbling was once only known to bookbinders and a few gifted artisans. Thanks to the Oct. 26, 2002, workshop at the Morgan Log House, a few more people are in on the secret and the fun. Nearly a dozen participants swirled and twirled colorful pigments as they created one-of-a-kind bookmarks, note cards, writing papers, gift tags and even a few handkerchiefs!



Historical Interpreter Rachael Long warms herself by the yule fire during Holiday Open House.

Family Fridays

Family Friday events in 2002 were enjoyed so much we're going to have them again in 2003: Aug. 1, 8 and 15. Be sure to join us. Musical entertainment and an outdoor family movie are a winning combination.

Musician Charlie Zahm entertains the audience before the movie is shown at "Family Friday" held Aug. 2, 2002.



Red Ware Workshop

Loretta Belac, a potter from Quakertown, shared her expertise and talents in red ware clay and pottery to a capacity crowd at the Morgan Log House on Sunday, Nov. 10, 2002. Several participants turned this activity into a "family affair," as parents and children each created their own uniquely-decorated red ware plate.

Learning the history of this type of pottery made the experience of working with the clay that much more enjoyable for everyone. This workshop has always been well-attended and has become almost an annual event. Look for this activity to come around again in November.

Holiday Open House

The first snow of the winter season did not prevent visitors from coming to the Holiday Open House on Sunday, Dec. 8, 2002. They were greeted by the warm glow of the blazing "yule log" and surrounded by the fresh scent of holiday greenery and spices.

Historical interpreters shared a wealth of Welsh holiday customs and traditions with visitors, and all were delighted in the ambience which was enhanced by the talents of "Pan's Fancy" performing on Baroque instruments.

Candlelight Tour

Where were you the night of Dec. 15, 2002? Dozens of people took a step back in time and experienced a

Welsh Christmas by the glow of candlelight. If the scent of cedar, pine or rosemary wasn't enough to awaken the senses, fragrant spices accenting the "wassail" surely accomplished this feat!

The event was truly a musical treat as visitors were greeted by the melodious sounds of both harp and harpsichord resonating period tunes throughout the house. Hot mulled cider and ginger snaps helped to complete the festive holiday mood.

The BBC comes to the Morgan Log House

The BBC filmed part of a new documentary, "The Star Spangled Dragon," at the Morgan Log House on Oct. 23, 2002.

With the recent completion of the new roof, the Morgan Log House had a beautiful new face to show off. The film is scheduled to be aired in 2004.



Historical Interpreter John Steyer holds the attention of a director, cameraman, soundman and producer while the BBC films a portion of the documentary "Star Spangled Dragon" at the Morgan Log House.

Upcoming events: May - September

May 17: Calen Haf

11 a.m. to 5 p.m.; Morgan Log House
Join the fun as the folks at the Morgan Log House re-create a traditional Welsh May Day celebration with May Pole dancing, period music, 18th century crafts, Revolutionary War soldiers and our family Tavern-on-the-Green. Admission charged. Call (215) 368-2480.

June 7: Wine-making Workshop

10 a.m. to noon; Morgan Log House
Wine has been part of most cultures for thousands of years. Come to the Morgan Log House to learn the basics of how wine was made in the 18th century and how it is still made today. Advance registration is required. Registration fee: \$10. Registration deadline: May 31. Call (215) 368-2480 for more information.

July 12: Paper Marbling Workshop

10 a.m. to noon; Morgan Log House
At first the secret of only a few artisans, the craft of paper marbling has been around for centuries. Marbled papers were once highly prized by bookbinders. Today's papers are great for scrapbooks, gift tags, note cards or anything else that one can imagine. Advance registration is required.

Registration fee: \$10 (includes instruction and materials). Registration deadline: July 9. Call (215) 368-2480.

July 14 - 18: Colonial Camp

9 a.m. to noon; Morgan Log House
For five mornings, campers aged 8-10 years will use toys, games, period technology, food and story telling to explore the lives of children in the 18th century. Conducted by experienced educators. Space is limited. Advanced registration is required. Registration fee: \$75 (includes all materials). Call (215) 368-2480 by June 30.

August 1, 8 and 15: Family Fridays

7-10 p.m.; Morgan Log House
FREE! Each Friday evening, bring the kids to enjoy live music and a movie suitable for family viewing under the stars. Bring lawn chairs or blankets.

◆ August 1: "1776"

Music: Andy Redmond
The hit Broadway musical was adapted for this 1972 film about America's Continental Congress and the writing of the Declaration of Independence.

◆ August 8: "Johnny Tremain"

Music: Ray Owen
The Disney classic about a young boy growing up during the American

Revolution. Follow the exploits of the "Sons of Liberty" during the siege of Boston.

◆ August 15: "Friendly Persuasion"

(music to be announced.)
Gary Cooper shines as a Quaker grappling with the trials of everyday life while weathering the ordeals of Civil War America.

August 9: Potpourri Workshop

10 a.m. to noon; Morgan Log House
Learn the 17th century uses of scented material, and then discover how to turn herbs, flowers and spices into your own special potpourri. Advanced registration is required. Registration fee: \$15 (includes materials). Registration deadline: August 6. Call (215) 368-2480.

September 23: Natural Dye Workshop

9 a.m. to noon; Morgan Log House
Color your world! Learn how common plants in our area were used in colonial times to bring color into people's lives and fabrics. Bring an 18th century craft into the 21st century by tie-dyeing a t-shirt. Advance registration is required. Registration fee: \$15 (includes instruction and materials; you supply the t-shirt). Registration deadline: September 20. Call (215) 368-2480 for details.

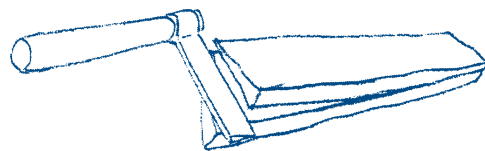
Be a Morgan Log House volunteer

Do you enjoy learning about the past, then sharing your knowledge and experiences with others? Then, join us as a volunteer historical interpreter at the Morgan Log House. We provide all the training.

Do your weekend carpentry skills need a new outlet? Join us.

Are you a gardener who would like to learn about 18th century gardens? Even if you don't know an herb from a weed, our period and native plant gardens could use your help, which provides a valuable service to aid the educational activities on site.

Volunteering at the Morgan Log House is not difficult. In fact, we need volunteers like you to make our student tours, Colonial Camp, Calan Haf, Harvest Festival and Holiday Open House a success. For additional information, please contact Cindy Heffelfinger at (215) 368-2480.



Director's desk

(continued from page 2)

new documentary, "The Star Spangled Dragon." We thank Effie Alpert and John Steyer for their acting skills.

If the Morgan Log House segment doesn't wind up on the cutting room floor, it will be seen sometime in 2004. We'll keep you posted.

Thank you to our donors in 2002!

General Operations

Eleanor Morgan Davis
Steve and Debbie DiFrenco
Theresa Holiday
Stepping Stones Nursery School and
Day Care
Towamencin Township

Roof Project

Commonwealth of Pennsylvania
Heritage #1 Questers
Norriton 396 Questers

Goods and Services

Richard Adams
Effie Alpert
Barrie Audio and Video
Ryan Barwis
Dorothy Boltz
Elena Coleman
Renee Derr
Joan DiMaria
Karen Dougherty

Goods and Services

Irene Ferguson
Bruce Gill
Beverly Gordon
David W. Hoffman
Ed Kane
Denise Kinden
Ruth Konrad
Betty Landis
Cathie Leahy
Rachael D. Long
Donna Nicolazzo
Denise Peyton
Marybeth Raidy
Brittany Savage
Eleanor Shubert
Emily Schooley
John Steyer
Towamencin Township
Marty Van Atta
Lois VanEerden
Somerset Wiggins
Elizabeth Willits
Anna May Yerger

Our members in 2002!

Individual

Virginia Heller, Phyllis R.
Holste, Ivan Dean Lancaster,
Bruce W. Morgan, Donna
Nicolazzo, Sis Robinson,
Lois Stevens, Whilma M. Stiles,
Sandra Sudofsky, Ester Vogel,
Lois Volence, Mary Washington,
Gloria S. Woodland

Family

Dr. and Mrs. Tom Hollenbeck,
Donald and Barbara Morris,
William S. Pilling III, Esq.,
Mark and Cheryl Trozzi

Benefactor

Dwight W. Balnis, Edward Trainor

Sponsor

Albert E. McBride

Friend

John C. and Chara C. Haas

Join the Welsh Valley Preservation Society

YES, I want to join the Welsh Valley Preservation Society and help to support the Morgan Log House.

New Member Renewal

Basic annual membership entitles you to:

- Unlimited free admission to the Morgan Log House
- Unlimited use of Morgan Log House research library
- Discount on workshops and programs
- Free subscription to Welsh Valley Views

\$25 Individual

Includes all of the above benefits.

\$35 Family

Includes all of the preceding benefits.

\$50 Benefactor

Includes all of the preceding benefits plus Towamencin Township Historic Map.

\$100 Sponsor

Includes all of the preceding benefits plus a Morgan Log House ornament.

\$250 Patron

Includes all of the preceding benefits plus a Morgan Log House t-shirt.

\$500 Friend

Includes all of the preceding benefits plus Morgan Log House "Cats Meow."

Name _____ Address _____

City/State/Zip _____ Telephone _____

Please make checks payable to W.V.P.S. and send with this form to:
The Morgan Log House, PO Box 261, Kulpsville, PA 19443

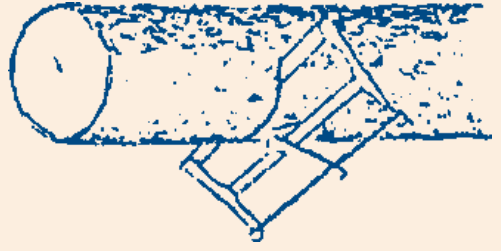


The Morgan Log House
PO Box 261
Kulpville, PA 19443




From our house to yours: Making a Morgan Log House Shingle

Step 1: Select a green, white oak log with straight grain and no knots; then cut it into bolts 34 inches long.



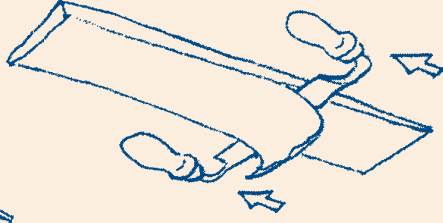
Step 2: Split each bolt along the grain using a maul and a wedge or a froe to produce halves, then quarters, then eighths, then sixteenths, etc., until billets approximating the desired dimensions are produced.



Step 3: Use a hatchet to remove all bark, suburface growth, sapwood and pith from each billet until only the stable heart wood remains.



Step 4: Peel away large ridges, rough areas and imperfections with a drawknife to dress each shingle to its final dimensions.



Step 5: Use a custom-made jig and punch to make a nailing hole in each shingle.

